



78.7 X 33.4 BANNER STAND TEMPLATE






PRINT AREA

Make sure your background art extends to the edges of the artboard.



LIVE AREA

Keep crucial graphics and text within the dotted line.

-  Convert all text to outlines.
-  Convert spot colors to CMYK.
-  Any embedded bitmap images should have a resolution of 120 - 150 pixels per inch (ppi/dpi) at the size they are placed into this document.

HOW TO USE THIS TEMPLATE

The "Instructions" layer can be hidden, after being read and understood.

Create your banner graphics on the "Your Art" layer, extending all background art and colors to the edges of the artboard (the Print Area).

Keep important graphics and text inside the dotted line (the Live Area) to ensure that they will be visible.

Once your design is complete you can discard the "Instructions" and "Guides" layers and save your file.